



Rendimento

Your partner that makes things happen.

Digital Journey Individual

- This guide is designed to walk you through every step of your registration with Banco Rendimento.
- Follow the instructions to ensure quick and secure access to our financial services.
- If you have any questions, please refer to this guide or contact our support channels.

E-mail:

documentos@rendimento.com.br

Phone: +55 11 3003-8488

Whatsapp: +55 11 3098-7888





TABLE OF CONTENTS



1. Pre-registration and Invitation
2. Facial Recognition (Selfie)
3. Submitting Identification Documents
4. Identification Data and Address
5. Complementary Data
6. PEP and US Person Declaration
7. Proof of Income and Residence
8. Banking Details
9. Proof of Source of Funds
10. Terms and Electronic Signature



PRE-REGISTRATION



Dados Cadastrais

Após o envio das informações neste formulário, você receberá um e-mail para concluir o processo de cadastro.

CPF ou CNPJ: * CPF CNPJ

Nome do beneficiário

CPF*

DDI

DDD

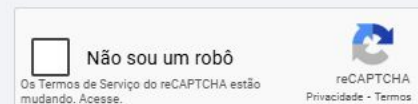
Telefone*

E-mail*


Compartilhamento de dados para Recebimento de Ordens *

Eu, beneficiário, concordo em fornecer meu nome completo, número de CPF/CNPJ, endereço de e-mail e número de telefone ao Banco Rendimento S/A, para consulta de recebimento de dinheiro do exterior.

Os dados fornecidos por você serão tratados pelo Rendimento em conformidade com a Lei nº 13.709/2018 ("Lei Geral de Proteção de Dados Pessoais"). Para saber mais, consulte nosso Aviso de Privacidade disponível no site <https://www.rendimento.com.br/politica-de-privacidade/>.



Enviar

- ❖ Select "CPF", fill in your personal details (Name, CPF, Phone Number, and Email), and click "Send".
 - ❖ Once completed, we will send an email containing the link to your Digital Registration.
 - ❖ For a better experience, you can translate the page using your browser.
-  **Note: If you haven't received the pre-registration link but already have the access link, you may proceed directly to the Digital Registration.**



INVITATION



Rendimento /



Convite

Olá,

Somos o Banco Rendimento, parceiros da [redacted] e recebemos a sua ordem de pagamento!

Por conta do valor da operação, será necessário fazer algumas confirmações para que o pagamento seja realizado. Para começar, inicie o processo cadastral [clikando aqui](#)



- ❖ You will receive an invitation email from Banco Rendimento.
- ❖ Open the email and click on the blue link ("clikando aqui") to start your registration.

! Important Information !

Expiration: The link is valid for 7 days.

Exclusive Use: The form must be completed exclusively through this link.

No Reply: This is an automated email; please do not reply.



INCOME DOCUMENTS



***IMPORTANTE:** Esta atualização cadastral deverá ser realizada apenas no link informado acima.

Em seguida, envie para documentos@rendimento.com.br apenas os documentos referentes a sua operação, de acordo com a finalidade, conforme exemplos abaixo:



Recebimento de mesma titularidade:
Documento que comprove a origem dos recursos. (Ex. último Imposto de Renda, contrato de trabalho, holerite, etc.).



Recebimento de outra titularidade
Comprovante de vínculo entre as partes e origem dos recursos (Ex: contrato entre as partes).



Recebimento por negociação de imóvel
Cópia do contrato de compra e venda e da matrícula atualizada.



Recebimento por prestação de serviços
Cópia do contrato e da fatura/invoice.

- ❖ **If you are unable to upload your proof of source of funds during the digital registration:**
- ❖ **Please email them directly to: documentos@rendimento.com.br**
- ❖ **In the email subject, please identify yourself with the beneficiary's full name and CPF.**



FACIAL RECOGNITION



Language: English ▼

IDENTITY CONFIRMATION -

THE SELFIE IS A QUICK AND ESSENTIAL STEP FOR YOUR SECURITY. FOLLOW THE INSTRUCTIONS BELOW

 Click on Take Selfie and, when prompted, allow access to your device's camera.

 Keep your face centered within the frame.

 Do not wear accessories such as hats, glasses, masks, etc.

 Choose a well-lit environment.

 The photo must be taken in a well-lit environment, with proper clothing, without accessories such as hats or caps, or any items that could prevent identification.

 TAKE SELFIE

- ❖ Select "English" in the top right corner.
- ❖ The first step of registration is Facial Recognition. You will have a few consecutive attempts to complete this verification.
- ❖ What happens if it fails? If the attempts are unsuccessful, don't worry. The system will ask you to manually upload a selfie in the following steps.



IDENTIFICATION DOCUMENT



Language:

Hi,

CPF:

The data provided by you will be treated by Banco Rendimento in accordance with Law N°. 13.709/2018 ("General Personal Data Protection Law"). To find out more, see our Privacy Policy available on the website <https://www.rendimento.com.br/politica-de-privacidade/>.

Transfer money from abroad to Brazil quickly and securely. You can change the language to Portuguese at any time in the top right corner.

To start your registration, take a photo or attach a PDF of your identification document: general registration, driver's license or passport, ensuring that it is legible, without cuts or the use of flash

IMPORTANT: No copies or authenticated documents, nor scanned or image-processed files will be accepted.

Document's type *

Next

- ❖ Select the type of identification document you wish to use. Then, either take a photo of it or upload the PDF file (if it is a digital document).



IDENTIFICATION DOCUMENT



SEND THE FRONT SIDE OF THE DOCUMENT

Allowed Formats: JPG, PNG, JPEG, GIF, BMP, TIF, TIFF E PDF

Minimum number of files allowed: 1

Maximum files allowed: 1

Maximum allowed file size: 20 MB

SEND THE BACK SIDE OF THE DOCUMENT

Allowed Formats: JPG, PNG, JPEG, GIF, BMP, TIF, TIFF E PDF

Minimum number of files allowed: 1

Maximum files allowed: 1

Maximum allowed file size: 20 MB

ADD MORE FILES (OPTIONAL)

Allowed Formats: JPG, PNG, JPEG, GIF, BMP, TIF, TIFF E PDF

Minimum number of files allowed: 0

Maximum files allowed: 1

Maximum allowed file size: 20 MB

Next

- ❖ You must upload both the front and back of your identification document.
- ❖ Exception: For documents without a back (such as a passport), please upload the image of the front page again in the "Back" field.
- ❖ The "Add more files" field is optional.



IDENTIFICATION DATA



Identification Data

Please, fill in the details requested below and provide your mobile number and full residential address details.

CPF (registration physical person) *

Full name *

Date of birth (dd / mm / yyyy) *

Mother's name (full name) *

Citizenship *

DDI (country area code) *

DDD (if applicable)

Cell phone *

- ❖ Pay attention to the form symbols: fields marked with an asterisk (*) are mandatory, and the (?) icon provides tips on how to fill them out.
- ❖ The Area Code (DDD) must be entered in its specific field, separate from the phone number, if not applicable, leave it blank.
- ❖ Even if you hold dual citizenship, please select only one to proceed.



IDENTIFICATION DATA



Country of residence *

Residential ZIP CODE (postal address code) *

Street *

Address number *

Address complement

Neighborhood

City *

State (if your country of residence is different from brazil, select the option "in") *

E-mail *

Next

- ❖ **Street Address:** Enter your street name here.
- ❖ **Neighborhood:** If your address does not have a neighborhood (e.g., rural areas), type "Not applicable".
- ❖ **State (UF):** If your country of residence is not Brazil, select "IN" (International).



COMPLEMENTARY DATA



Complementary data

Please complete your financial information. This will help us serve you better!

If your country of tax residence requires an NIF field, please enter your tax identification number. In case of doubts [CLICK HERE](#) to access the OECD website and get more information about the NIF (Tax Identification Number) in your country of tax residence.

Country of birth *

Country of tax domicile (where you file your income tax) *

Profession (if you are retired, select the option "other unclassified occupations") *

Currency - enter the currency in which you will fill in the monthly income and equity *

Monthly income (please enter the amount in the currency selected above) *

Equity (please enter the amount in the currency selected above) *

Marital status *

Next

- ❖ If your country's currency is not available, please convert the value to one of the currencies listed in the form.
- ❖ The values entered for "Monthly Income" and "Net Worth" could be approximate.



PEP and US Person



Politically Exposed Person e US Person

We're almost there! We ask that you identify yourself as a US Person or PEP to comply with legal requirements and ensure the security and compliance of financial transactions:

PEP (Politically Exposed Person): Individuals with relevant public positions or close links to authorities.

US Person: Person with tax obligations in the United States, such as US citizens or permanent residents.

For more information about PEP and US Person, [click here](#).

Are you PEP or have a link with one? *


I am a PEP I have relationship with a PEP I'm not one and I have no bond with a PEP

US person - if you are an american citizen (even not currently living in the usa) or permanent resident, check "yes" *

NO YES

Next

- ❖ **Follow the platform's instructions to determine if you classify as a Politically Exposed Person (PEP) or a US Person, and check the appropriate box.**

 **If you are unsure, click the link provided on the platform for more information before proceeding.**



BANKING DETAILS



Account details

Please, provide your financial details so we can continue your registration.

IMPORTANT: The account must be owned by the same person to be able to make transfers!

Bank *

Agency (no digit) *

Agency digit (if any)

Account (no digit) *

Account digit *

Account type *

Next

- ❖ The bank account provided must be with a Brazilian bank and under the same ownership (same holder) as your registration.

! NOTE !

This does not need to be the same account used for the international transfer.



PROOF OF INCOME



Proof of Income

ACCEPTED DOCUMENTS: Income tax declaration with receipt or 03 last payslips.

SEND PROOF OF INCOME

Allowed Formats: JPG, PNG, JPEG, GIF, BMP, TIF, TIFF E PDF

Minimum number of files allowed: 1

Maximum files allowed: 1

Maximum allowed file size: 20 MB

ADD MORE FILES (OPTIONAL)

Allowed Formats: JPG, PNG, JPEG, GIF, BMP, TIF, TIFF E PDF

Minimum number of files allowed: 0

Maximum files allowed: 1

Maximum allowed file size: 20 MB

ADD MORE FILES (OPTIONAL)

Allowed Formats: JPG, PNG, JPEG, GIF, BMP, TIF, TIFF E PDF

Minimum number of files allowed: 0

Maximum files allowed: 1

Maximum allowed file size: 20 MB

Next

- ❖ If you upload a document that is not on the "Accepted Documents" list, it will be reviewed on a case-by-case basis by our team.



PROOF OF ADDRESS



Proof of Address

Proof of your residence demonstrating **the data below**:

- Full name;
- Date;
- Which was issued by a third party (without self-declaration) containing the same address data filled in above.

SEND PROOF OF ADDRESS

Allowed Formats: JPG, PNG, JPEG, GIF, BMP, TIF, TIFF E PDF

Minimum number of files allowed: 1

Maximum files allowed: 1

Maximum allowed file size: 20 MB

Next

- ❖ **Proof of Residence is only required in specific cases.**
- ❖ **If requested, and the proof is in the name of a parent, spouse, you must also upload a document proving your relationship to them.**



SAME OWNERSHIP OPERATION



Proof of source of funds

What is the origin of the resources? *

Operations with different ownership Operations with the same ownership

To ensure the security of your transaction and comply with legal requirements, please upload the proof of source of funds in the field below.

Examples of documents for proof of source of funds:

- **Most recent Income Tax Declaration** (Brazilian or foreign), with the corresponding receipt or an updated tax return.

If the source of funds is not declared in the tax return, please submit:

- **Document that proves the source** (e.g., real estate contract (purchase and sale agreement), inheritance, payslip, etc.);
- **Bank statement** showing the credit of the amount.

Important Notes:

- **Payslips:** Submit the last 3 months. If there is no admission date, please also include the employment contract.
- **Documents older than 1 year:** Please also submit a consolidated bank statement from the date of origin, showing the residual balance.

ATTACH FILES THAT PROVE THE ORIGIN OF THE RESOURCES

- ❖ After selecting 'Same Ownership' (self-transfer), upload the documents proving the source of funds (as shown in the image).

! Important: !

This field is mandatory. If you have already uploaded these files in the "Proof of Income" section, please upload them again here.

Please note that bank statements alone are not accepted as valid proof of source of funds.



DIFFERENT OWNERSHIP OPERATION



Proof of source of funds

What is the origin of the resources? *

Operations with different ownership Operations with the same ownership

To ensure the security of your transaction and comply with legal requirements, please upload the proof of source of funds in the field below.

Examples of documents for proof of source of funds:

If the sender is a natural person:

- Document that proves the relationship between the parties (e.g., birth or marriage certificate, stable union document, contract, etc.).
- Proof of the sender's source of funds, (Income Tax Declaration or a document that formalizes the event along with a bank statement).

If the sender is a legal entity:

- Document that justifies the payment (e.g., service contract, invoice, real estate sales contract, etc.).

Important Notes:

- **Always submit your account statement** that proves the credit of the amount in foreign currency.
- **Bank statements are not sufficient** to prove the source of funds. It is essential to submit documents that formalize the event (e.g., employment contract, sales contract, etc.).
- In some cases, proof of the remitting company's financial capacity may be requested.

ATTACH FILES THAT PROVE THE ORIGIN OF THE RESOURCES

❖ After selecting that the funds are from a different ownership (third party), upload the documents proving the Source of Funds and your Relationship with the Sender (as described in the image).

! Important !

Please note that bank statements alone are not accepted as valid proof of source of funds.



TERMS AND CONDITIONS



Terms and conditions

To complete your registration, please accept our General Terms of Use.

IMPORTANT: After accepting the terms/conditions and completing your registration, you will receive an email to electronically sign your registration form. It is necessary to carry out this step to validate your data/documents and process sequence.

[READ GENERAL TERMS OF USE CONDITIONS](#)

- ❖ Read the Terms and Conditions and check the box to accept.
- ❖ Then, click on "Finish Registration".



SIGNATURE



Rendimento/

Solicitação de Assinatura de Banco Rendimento

Prezado _____
assinatura pendente.

_____ você possui uma

Visualizar para assinar

Documento

Assinaturas esperadas neste processo

- ❖ **Once registration is complete, you will receive a new email regarding the signature.**
- ❖ **In this email, click on "Visualizar para assinar" to proceed.**



SIGNATURE



Rendimento/

Etapa 2 de 2



Token de autenticação

Enviado para

Insira o token para finalizar

Finalizar

[Reenviar token via e-mail >](#)

Ao clicar em finalizar, você concorda com os [Termos de uso](#) e [Política de Privacidade - LGPD](#) da Clicksign.

- ❖ To finalize the process, you will receive a security token via email. Enter this token in the signature link to validate the document.



SIGNATURE




Rendimento/

Token de verificação de assinatura

Use o código abaixo para confirmar sua assinatura. Para sua segurança ele é válido **por apenas 4 horas**.



 Não compartilhe este token com outras pessoas.

- ❖ This token is valid for 4 hours. If it expires, please contact our team to request a new one.
- ❖ Once signed, your documentation will be sent to Banco Rendimento for review.
- ❖ Upon approval, you will receive a confirmation email. If there are any pending issues, our team will notify you with a link to make corrections.



Thank you